



Informe de Solicitudes de DPI

1

Solicitudes de DPI

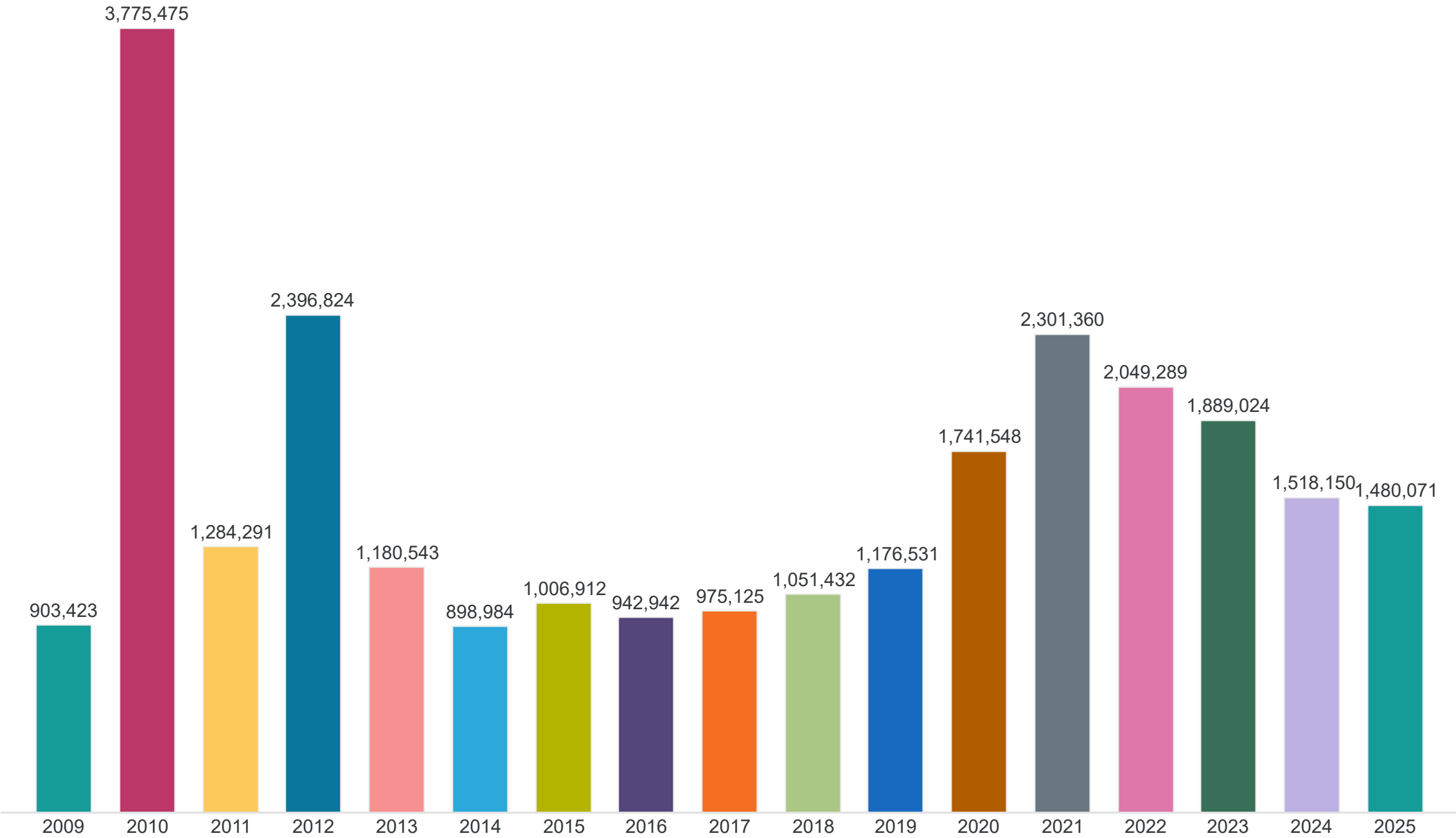
Consolidado Histórico Anual

Registro Nacional de las Personas

Consolidado de Solicitudes de DPI del año 2009 al año 2025



| Año | Cantidad |
|-------|------------|
| 2009 | 903,423 |
| 2010 | 3,775,475 |
| 2011 | 1,284,291 |
| 2012 | 2,396,824 |
| 2013 | 1,180,543 |
| 2014 | 898,984 |
| 2015 | 1,006,912 |
| 2016 | 942,942 |
| 2017 | 975,125 |
| 2018 | 1,051,432 |
| 2019 | 1,176,531 |
| 2020 | 1,741,548 |
| 2021 | 2,301,360 |
| 2022 | 2,049,289 |
| 2023 | 1,889,024 |
| 2024 | 1,518,150 |
| 2025 | 1,480,071 |
| Total | 26,571,924 |



Solicitudes de DPI en Guatemala del año 2009 al año 2025 por departamento



| Departamento | Año | | | | | | | | | | | | | | | | | Sub-total |
|----------------|---------|-----------|-----------|-----------|-----------|---------|---------|---------|---------|---------|-----------|-----------|-----------|-----------|-----------|-----------|-----------|------------|
| | 2009 | 2010 | 2011 | 2012 | 2013 | 2014 | 2015 | 2016 | 2017 | 2018 | 2019 | 2020 | 2021 | 2022 | 2023 | 2024 | 2025 | |
| Alta Verapaz | 58,779 | 245,911 | 74,029 | 164,159 | 60,324 | 42,818 | 47,667 | 46,186 | 48,637 | 52,726 | 61,730 | 106,308 | 159,389 | 141,591 | 132,602 | 89,735 | 87,396 | 1,619,987 |
| Baja Verapaz | 21,053 | 92,501 | 17,518 | 28,972 | 15,331 | 13,206 | 14,653 | 14,177 | 13,623 | 14,992 | 17,913 | 39,777 | 37,015 | 25,476 | 23,303 | 19,417 | 19,318 | 428,245 |
| Chimaltenango | 37,899 | 159,703 | 44,076 | 86,442 | 37,224 | 30,579 | 32,648 | 30,516 | 31,671 | 33,297 | 39,984 | 78,611 | 89,170 | 68,676 | 65,880 | 51,312 | 49,490 | 967,178 |
| Chiquimula | 27,136 | 112,754 | 27,935 | 50,921 | 26,398 | 19,844 | 22,555 | 20,071 | 20,122 | 22,975 | 29,185 | 56,813 | 53,530 | 42,502 | 38,880 | 29,145 | 29,522 | 630,288 |
| El Progreso | 17,505 | 54,605 | 15,754 | 25,741 | 13,064 | 10,201 | 11,685 | 9,953 | 9,665 | 10,829 | 14,633 | 25,641 | 25,312 | 20,867 | 18,072 | 13,229 | 12,952 | 309,708 |
| Escuintla | 36,564 | 152,730 | 72,234 | 129,868 | 66,173 | 47,934 | 54,033 | 50,052 | 51,122 | 56,106 | 59,813 | 72,234 | 99,734 | 100,015 | 94,513 | 75,196 | 71,182 | 1,289,503 |
| Guatemala | 143,256 | 640,295 | 366,138 | 822,086 | 369,208 | 277,836 | 305,859 | 272,319 | 267,742 | 275,896 | 293,007 | 309,084 | 479,923 | 521,973 | 479,841 | 389,341 | 373,332 | 6,587,136 |
| Huehuetenango | 86,454 | 305,633 | 83,650 | 116,071 | 76,252 | 58,798 | 61,624 | 55,645 | 56,253 | 61,964 | 74,559 | 131,073 | 170,850 | 117,767 | 107,603 | 85,644 | 86,074 | 1,735,914 |
| Izabal | 19,282 | 81,892 | 35,038 | 68,603 | 33,244 | 22,177 | 23,355 | 23,611 | 21,821 | 23,462 | 28,640 | 37,469 | 59,220 | 52,438 | 47,505 | 34,549 | 31,917 | 644,223 |
| Jalapa | 20,811 | 91,583 | 22,833 | 39,957 | 19,812 | 15,737 | 17,702 | 15,674 | 16,398 | 17,197 | 20,617 | 40,437 | 46,326 | 34,728 | 32,167 | 24,528 | 25,179 | 501,686 |
| Jutiapa | 35,746 | 155,166 | 39,424 | 67,807 | 34,393 | 27,612 | 29,814 | 26,823 | 26,610 | 28,855 | 36,542 | 72,375 | 68,203 | 57,974 | 51,004 | 38,571 | 38,448 | 835,367 |
| Peten | 28,876 | 107,163 | 48,633 | 84,481 | 41,664 | 29,225 | 34,240 | 30,872 | 29,597 | 34,049 | 36,583 | 52,767 | 68,030 | 68,505 | 57,760 | 43,356 | 46,909 | 842,710 |
| Quetzaltenango | 52,184 | 227,943 | 69,766 | 123,187 | 60,379 | 49,277 | 53,237 | 49,970 | 50,233 | 54,092 | 62,267 | 98,547 | 122,701 | 106,195 | 103,956 | 84,949 | 83,332 | 1,452,215 |
| Quiche | 39,809 | 255,257 | 73,425 | 103,010 | 55,188 | 43,479 | 46,796 | 41,072 | 42,885 | 46,650 | 53,147 | 92,773 | 143,618 | 99,816 | 90,671 | 71,143 | 70,459 | 1,369,198 |
| Retalhuleu | 25,985 | 83,953 | 28,299 | 49,768 | 23,963 | 19,359 | 20,981 | 19,137 | 18,688 | 20,711 | 23,841 | 39,345 | 44,875 | 40,437 | 35,434 | 26,356 | 26,411 | 547,543 |
| Sacatepequez | 25,542 | 88,589 | 28,923 | 67,109 | 27,215 | 22,542 | 23,764 | 22,430 | 22,641 | 23,099 | 26,610 | 39,769 | 57,986 | 50,138 | 47,014 | 36,841 | 34,381 | 644,593 |
| San Marcos | 61,857 | 289,208 | 80,975 | 126,673 | 78,291 | 59,027 | 61,963 | 54,400 | 54,253 | 57,785 | 65,683 | 124,733 | 139,792 | 112,674 | 105,739 | 80,413 | 79,335 | 1,632,801 |
| Santa Rosa | 35,624 | 116,565 | 31,729 | 53,982 | 28,800 | 22,241 | 24,149 | 22,366 | 21,929 | 23,903 | 29,383 | 53,548 | 58,350 | 44,183 | 40,131 | 31,539 | 31,828 | 670,250 |
| Sololá | 31,675 | 124,302 | 19,633 | 34,887 | 19,587 | 16,758 | 18,964 | 16,155 | 17,000 | 17,940 | 22,877 | 50,725 | 63,053 | 37,955 | 36,725 | 26,596 | 26,985 | 581,817 |
| Suchitepequez | 55,900 | 157,800 | 40,792 | 70,303 | 46,751 | 34,899 | 39,178 | 35,066 | 36,207 | 37,848 | 44,833 | 72,207 | 76,739 | 70,558 | 66,178 | 49,378 | 48,281 | 982,918 |
| Totonicapan | 19,225 | 143,574 | 34,935 | 44,193 | 24,570 | 19,920 | 20,864 | 18,575 | 19,216 | 20,898 | 23,750 | 46,398 | 64,085 | 38,478 | 35,550 | 27,479 | 25,816 | 627,526 |
| Zacapa | 22,253 | 76,027 | 20,554 | 35,076 | 18,071 | 14,308 | 17,250 | 15,861 | 16,729 | 17,619 | 21,181 | 34,388 | 41,112 | 33,428 | 33,560 | 25,884 | 27,599 | 470,900 |
| Total | 903,415 | 3,763,154 | 1,276,293 | 2,393,296 | 1,175,902 | 897,777 | 982,981 | 890,931 | 893,042 | 952,893 | 1,086,778 | 1,675,022 | 2,169,013 | 1,886,374 | 1,744,088 | 1,354,601 | 1,326,146 | 25,371,706 |

Solicitudes de DPI en el Extranjero del año 2012 al año 2025 por país



| Pais | Estado / Provincia | Año | | | | | | | | | | | | | | Sub-total |
|---------------------------|--------------------|------|-------|------|--------|--------|--------|--------|--------|--------|--------|--------|---------|---------|---------|-----------|
| | | 2012 | 2013 | 2014 | 2015 | 2016 | 2017 | 2018 | 2019 | 2020 | 2021 | 2022 | 2023 | 2024 | 2025 | |
| Alemania | Berlin | 0 | 0 | 0 | 0 | 0 | 0 | 0 | 0 | 0 | 0 | 22 | 120 | 106 | 65 | 313 |
| Canadá | Ontario | 0 | 0 | 0 | 0 | 0 | 0 | 0 | 0 | 0 | 0 | 0 | 0 | 43 | 51 | 94 |
| Canadá | Quebec | 0 | 0 | 0 | 0 | 0 | 0 | 0 | 0 | 0 | 0 | 0 | 7 | 212 | 228 | 447 |
| Canadá | Vancouver | 0 | 0 | 0 | 0 | 0 | 0 | 0 | 0 | 0 | 0 | 0 | 73 | 139 | 122 | 334 |
| Chile | Santiago De Chile | 0 | 0 | 0 | 0 | 0 | 0 | 0 | 0 | 0 | 0 | 0 | 0 | 2 | 36 | 38 |
| Colombia | Bogotá | 0 | 0 | 0 | 0 | 0 | 0 | 0 | 0 | 0 | 0 | 0 | 0 | 19 | 18 | 37 |
| España | Madrid | 0 | 0 | 0 | 61 | 277 | 165 | 164 | 165 | 135 | 349 | 682 | 478 | 597 | 497 | 3,570 |
| Estados Unidos De América | Arizona | 0 | 0 | 0 | 0 | 1,276 | 1,753 | 1,287 | 842 | 1,038 | 1,799 | 1,679 | 1,649 | 2,373 | 1,725 | 15,421 |
| Estados Unidos De América | California | 0 | 769 | 36 | 7,269 | 17,292 | 18,589 | 18,177 | 17,774 | 8,824 | 17,851 | 19,936 | 25,168 | 33,718 | 31,713 | 217,116 |
| Estados Unidos De América | North Carolina | 0 | 0 | 0 | 0 | 0 | 0 | 0 | 0 | 0 | 0 | 777 | 6,673 | 7,472 | 6,245 | 21,167 |
| Estados Unidos De América | Colorado | 0 | 0 | 0 | 0 | 758 | 1,428 | 1,305 | 1,635 | 1,066 | 1,412 | 1,179 | 1,362 | 2,898 | 2,191 | 15,234 |
| Estados Unidos De América | Florida | 5 | 950 | 5 | 2,970 | 20 | 2,194 | 4,961 | 4,594 | 3,525 | 6,524 | 10,264 | 13,670 | 17,346 | 13,430 | 80,458 |
| Estados Unidos De América | Georgia | 0 | 0 | 0 | 0 | 3,255 | 5,058 | 4,255 | 5,542 | 4,009 | 8,750 | 8,699 | 7,844 | 10,031 | 8,931 | 66,374 |
| Estados Unidos De América | Illinois | 0 | 0 | 0 | 0 | 2,401 | 3,668 | 4,205 | 4,686 | 4,495 | 7,622 | 6,701 | 6,097 | 7,181 | 4,132 | 51,188 |
| Estados Unidos De América | Maryland | 0 | 0 | 0 | 0 | 7,268 | 10,713 | 14,414 | 13,450 | 9,065 | 11,532 | 7,466 | 13,109 | 15,110 | 10,951 | 113,078 |
| Estados Unidos De América | Nebraska | 0 | 0 | 0 | 0 | 0 | 0 | 0 | 0 | 0 | 0 | 0 | 0 | 0 | 2,031 | 2,031 |
| Estados Unidos De América | Nevada | 0 | 0 | 0 | 0 | 0 | 0 | 0 | 0 | 0 | 0 | 0 | 0 | 0 | 603 | 603 |
| Estados Unidos De América | New York | 0 | 0 | 1 | 3,974 | 7,137 | 11,646 | 10,731 | 9,702 | 6,546 | 12,709 | 13,528 | 6,952 | 12,633 | 15,287 | 110,846 |
| Estados Unidos De América | Ohio | 0 | 0 | 0 | 0 | 0 | 0 | 0 | 0 | 0 | 0 | 0 | 1,383 | 4,909 | 4,278 | 10,570 |
| Estados Unidos De América | Oklahoma | 0 | 0 | 0 | 0 | 0 | 0 | 0 | 0 | 0 | 0 | 0 | 0 | 81 | 1,781 | 1,862 |
| Estados Unidos De América | Pennsylvania | 0 | 0 | 0 | 0 | 0 | 0 | 0 | 0 | 0 | 149 | 2,043 | 7,028 | 9,590 | 6,426 | 25,236 |
| Estados Unidos De América | Rhode Island | 0 | 0 | 0 | 0 | 0 | 0 | 0 | 0 | 0 | 0 | 1,324 | 3,684 | 4,992 | 5,035 | 15,035 |
| Estados Unidos De América | Tennessee | 0 | 0 | 0 | 0 | 0 | 0 | 0 | 0 | 0 | 0 | 0 | 0 | 1 | 3,895 | 3,896 |
| Estados Unidos De América | Texas | 0 | 0 | 0 | 8,426 | 4,751 | 4,821 | 5,500 | 6,070 | 3,248 | 5,632 | 5,358 | 9,368 | 13,068 | 13,581 | 79,823 |
| Estados Unidos De América | Washington | 0 | 0 | 0 | 0 | 0 | 0 | 0 | 0 | 0 | 0 | 666 | 1,876 | 2,852 | 2,108 | 7,502 |
| Francia | Paris | 0 | 0 | 0 | 0 | 0 | 0 | 0 | 0 | 0 | 0 | 0 | 63 | 74 | 61 | 198 |
| Italia | Roma | 0 | 0 | 0 | 0 | 0 | 0 | 0 | 0 | 0 | 0 | 0 | 91 | 117 | 48 | 256 |
| México | Baja California | 0 | 0 | 0 | 0 | 0 | 0 | 0 | 0 | 0 | 0 | 0 | 0 | 42 | 84 | 126 |
| México | Chiapas | 0 | 0 | 0 | 0 | 0 | 0 | 0 | 0 | 0 | 0 | 0 | 0 | 0 | 42 | 42 |
| México | Distrito Federal | 0 | 0 | 0 | 0 | 0 | 0 | 0 | 0 | 0 | 0 | 0 | 0 | 0 | 67 | 67 |
| México | Nuevo León | 0 | 0 | 0 | 0 | 0 | 0 | 0 | 0 | 0 | 0 | 0 | 0 | 0 | 26 | 26 |
| México | Quintana Roo | 0 | 0 | 0 | 0 | 0 | 0 | 0 | 0 | 0 | 0 | 0 | 0 | 234 | 584 | 818 |
| México | San Luis Potosí | 0 | 0 | 0 | 0 | 0 | 0 | 0 | 0 | 0 | 0 | 0 | 0 | 21 | 24 | 45 |
| Total | | 5 | 1,719 | 42 | 22,700 | 44,435 | 60,035 | 64,999 | 64,460 | 41,951 | 74,329 | 80,324 | 106,695 | 145,861 | 136,296 | 843,851 |

Solicitudes de DPI en el E-PORTAL del año 2009 al año 2025



| Departamento | Año | | | | | | | | | | | | | | | | | Sub-total |
|--------------|------|--------|-------|-------|-------|-------|-------|-------|--------|--------|--------|--------|--------|--------|--------|--------|--------|-----------|
| | 2009 | 2010 | 2011 | 2012 | 2013 | 2014 | 2015 | 2016 | 2017 | 2018 | 2019 | 2020 | 2021 | 2022 | 2023 | 2024 | 2025 | |
| Guatemala | 8 | 12,321 | 7,998 | 3,523 | 2,922 | 1,165 | 1,231 | 7,576 | 22,048 | 33,540 | 25,293 | 24,575 | 58,018 | 82,591 | 38,241 | 17,688 | 17,629 | 356,367 |
| Total | 8 | 12,321 | 7,998 | 3,523 | 2,922 | 1,165 | 1,231 | 7,576 | 22,048 | 33,540 | 25,293 | 24,575 | 58,018 | 82,591 | 38,241 | 17,688 | 17,629 | 356,367 |

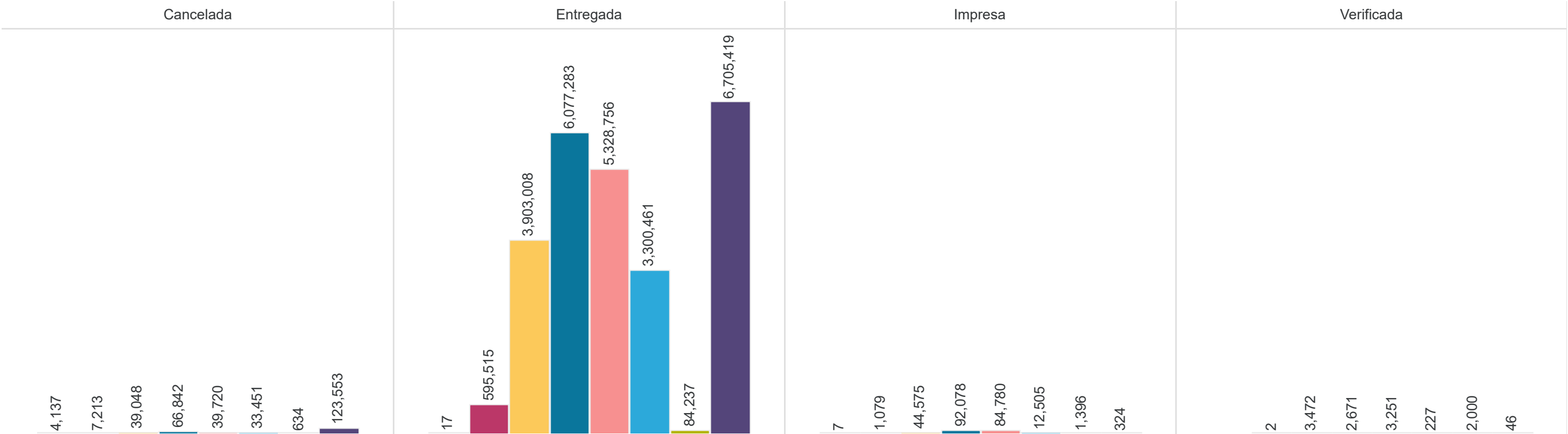
2

Solicitudes por tipo de trámite

Noviembre 2025

Registro Nacional de las Personas

Resumen por etapa del proceso de emisión del 01 de enero de 2009 al 30 de noviembre de 2025



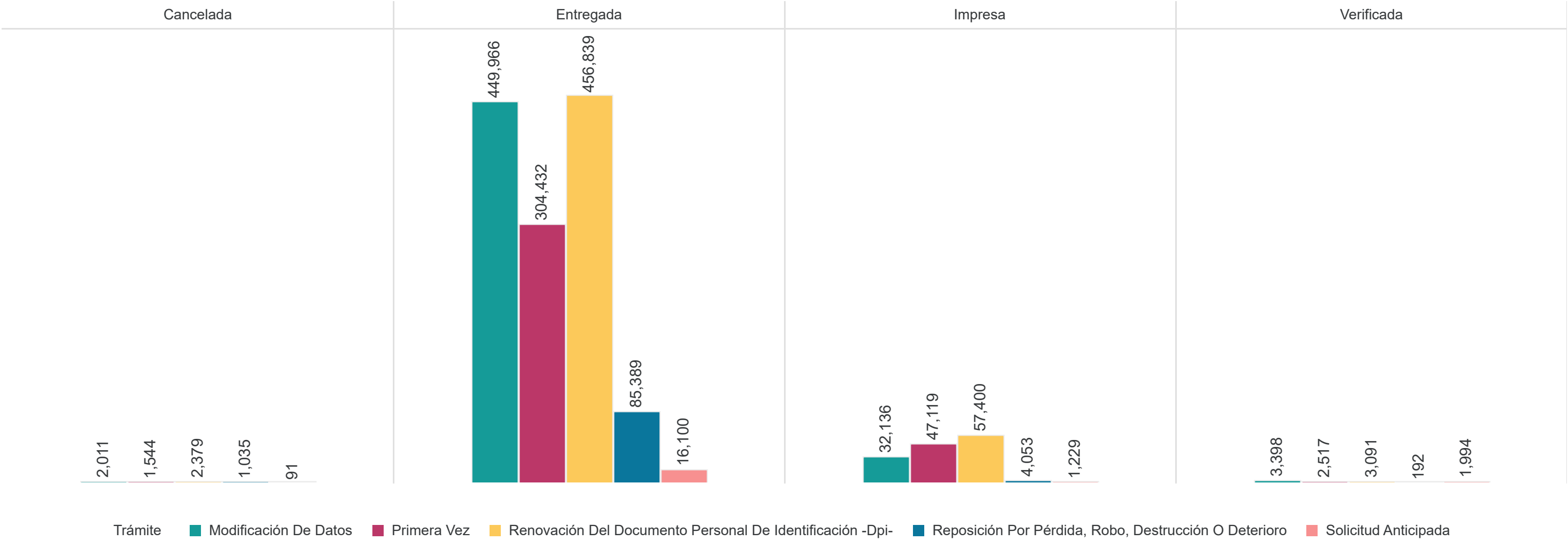
Trámite

Cedula X Robo O Pérdida Dpi Por Vencimiento De Cédula Modificación De Datos Primera Vez Renovación Del Documento Personal De Identificación -Dpi- Reposición Por Pérdida, Robo, Destrucción O Deterioro

Solicitud Anticipada Sustitucion Por Cedula

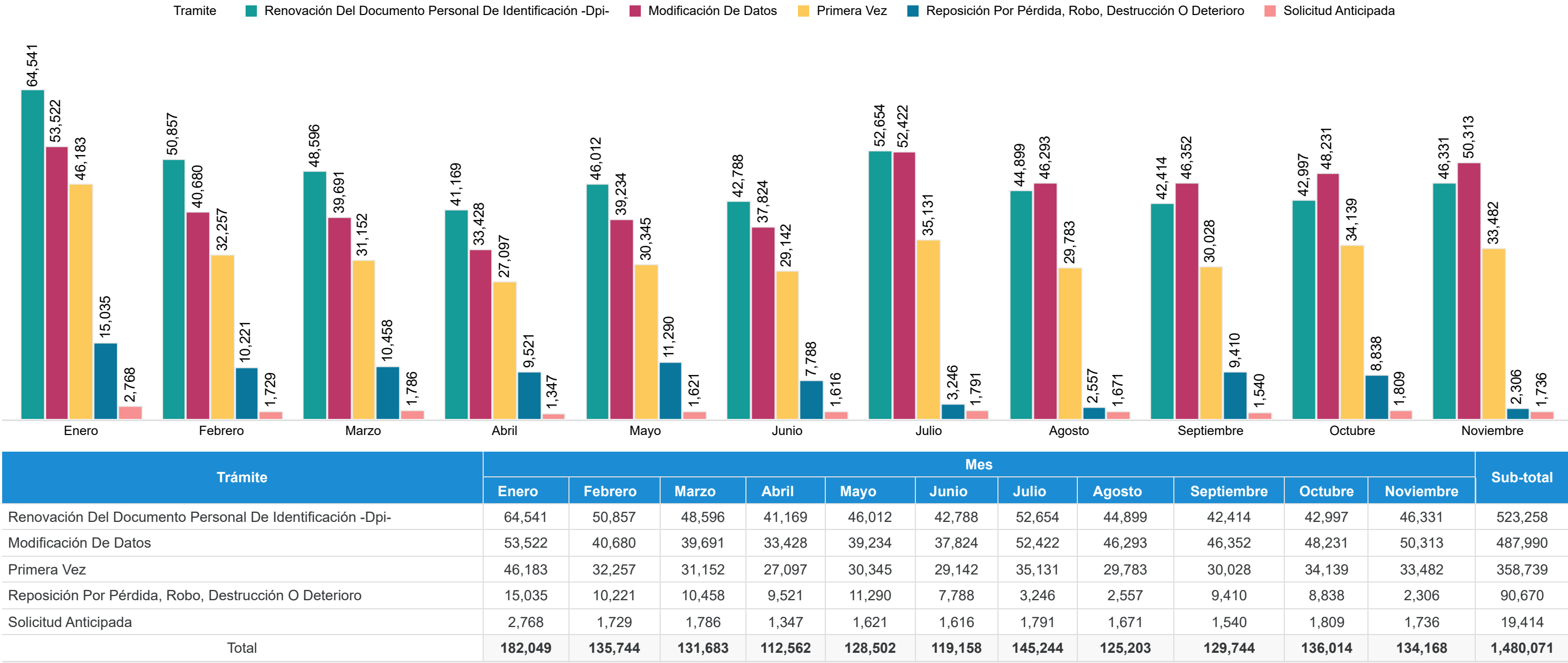
| Trámite | Etapa | | | | Sub-total |
|---|-----------|------------|---------|------------|------------|
| | Cancelada | Entregada | Impresa | Verificada | |
| Cedula X Robo O Pérdida | 4,137 | 17 | 7 | | 4,161 |
| Dpi Por Vencimiento De Cédula | 7,213 | 595,515 | 1,079 | 2 | 603,809 |
| Modificación De Datos | 39,048 | 3,903,008 | 44,575 | 3,472 | 3,990,103 |
| Primera Vez | 66,842 | 6,077,283 | 92,078 | 2,671 | 6,238,874 |
| Renovación Del Documento Personal De Identificación -Dpi- | 39,720 | 5,328,756 | 84,780 | 3,251 | 5,456,507 |
| Reposición Por Pérdida, Robo, Destrucción O Deterioro | 33,451 | 3,300,461 | 12,505 | 227 | 3,346,644 |
| Solicitud Anticipada | 634 | 84,237 | 1,396 | 2,000 | 88,267 |
| Sustitucion Por Cedula | 123,553 | 6,705,419 | 324 | 46 | 6,829,342 |
| Total | 314,598 | 25,994,696 | 236,744 | 11,669 | 26,557,707 |

Resumen por etapa del proceso de emisión del 01 de enero al 30 de noviembre de 2025

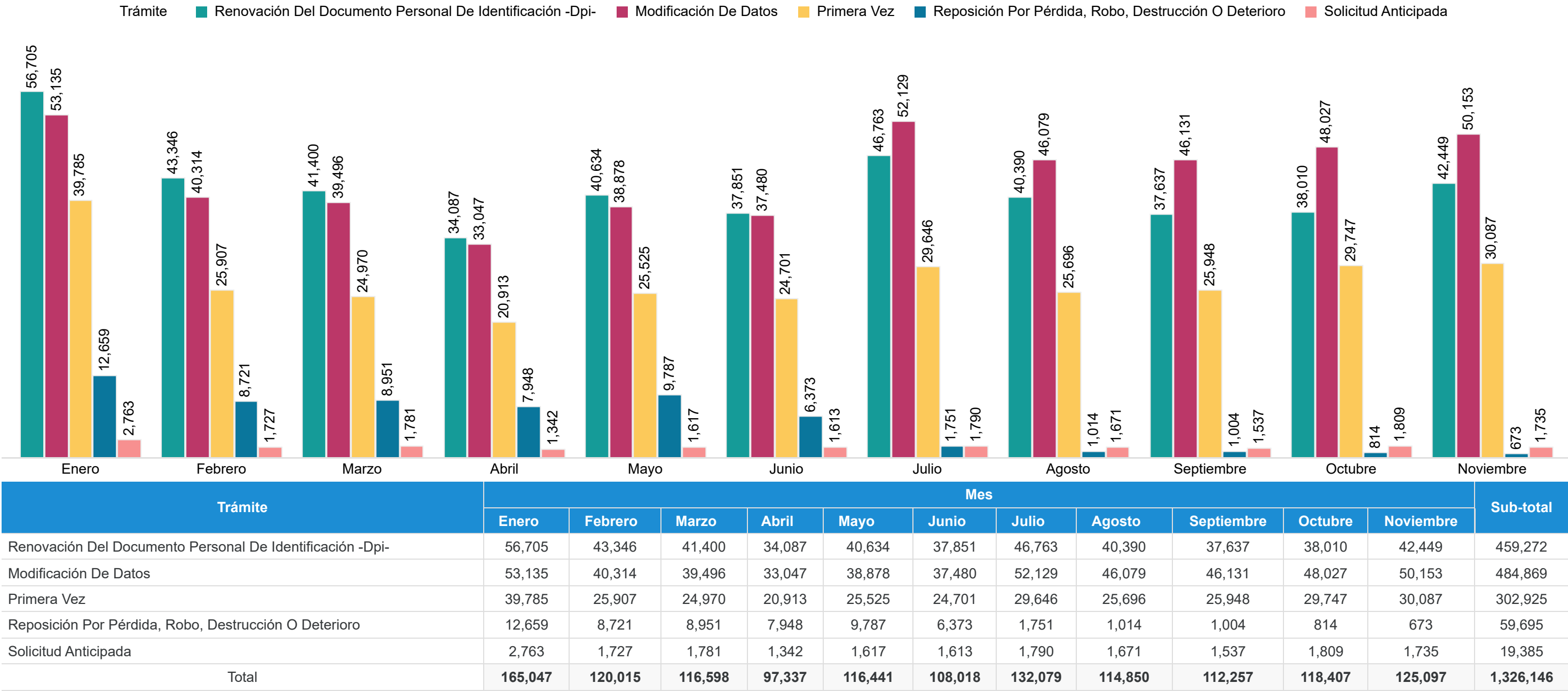


| Trámite | Etapa | | | | Sub-total |
|---|-----------|-----------|---------|------------|-----------|
| | Cancelada | Entregada | Impresa | Verificada | |
| Modificación De Datos | 2,011 | 449,966 | 32,136 | 3,398 | 487,511 |
| Primera Vez | 1,544 | 304,432 | 47,119 | 2,517 | 355,612 |
| Renovación Del Documento Personal De Identificación -Dpi- | 2,379 | 456,839 | 57,400 | 3,091 | 519,709 |
| Reposición Por Pérdida, Robo, Destrucción O Deterioro | 1,035 | 85,389 | 4,053 | 192 | 90,669 |
| Solicitud Anticipada | 91 | 16,100 | 1,229 | 1,994 | 19,414 |
| Total | 7,060 | 1,312,726 | 141,937 | 11,192 | 1,472,915 |

Comportamiento mensual de solicitudes de DPI por tipo de trámite del 01 de enero al 30 de noviembre 2025



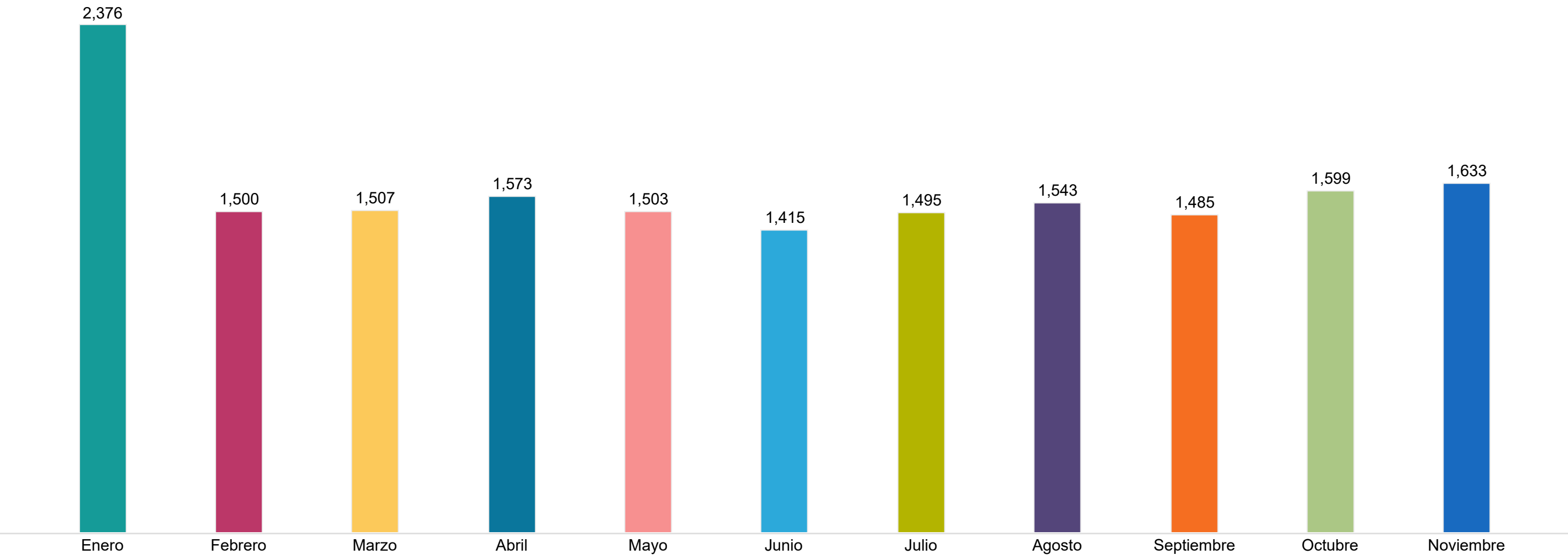
Comportamiento mensual de solicitudes de DPI en el país de Guatemala por tipo de trámite del 01 de enero al 30 de noviembre 2025



Comportamiento mensual de solicitudes de DPI en el Extranjero por tipo de trámite del 01 de enero al 30 de noviembre 2025



Comportamiento mensual de solicitudes de DPI en el E-PORTAL
por tipo de trámite del 01 de enero al 30 de noviembre 2025



| Trámite | Mes | | | | | | | | | | | Sub-total |
|---|-------|---------|-------|-------|-------|-------|-------|--------|------------|---------|-----------|-----------|
| | Enero | Febrero | Marzo | Abril | Mayo | Junio | Julio | Agosto | Septiembre | Octubre | Noviembre | |
| Reposición Por Pérdida, Robo, Destrucción O Deterioro | 2,376 | 1,500 | 1,507 | 1,573 | 1,503 | 1,415 | 1,495 | 1,543 | 1,485 | 1,599 | 1,633 | 17,629 |
| Total | 2,376 | 1,500 | 1,507 | 1,573 | 1,503 | 1,415 | 1,495 | 1,543 | 1,485 | 1,599 | 1,633 | 17,629 |

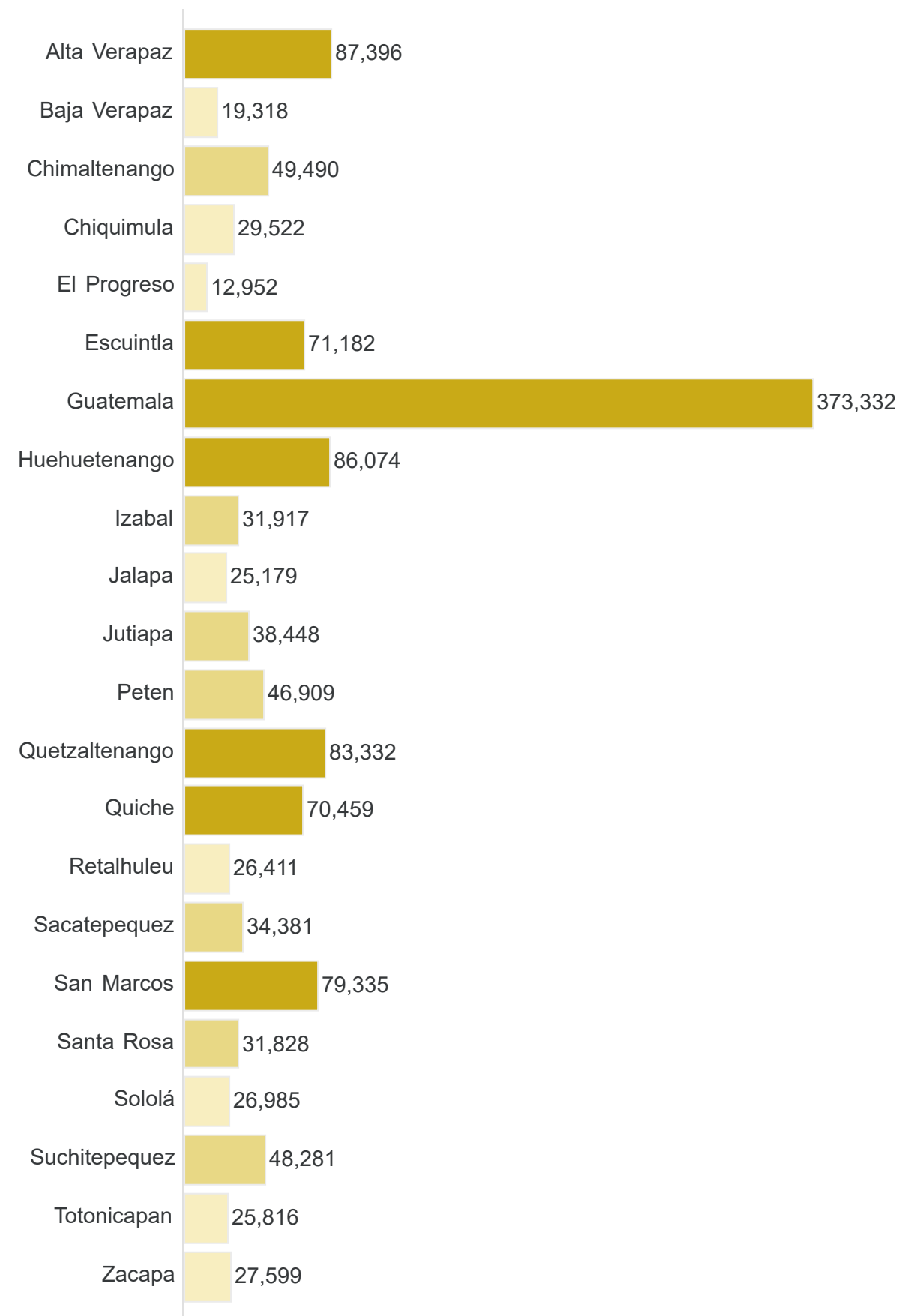
3

Solicitudes por Ubicación Geográfica

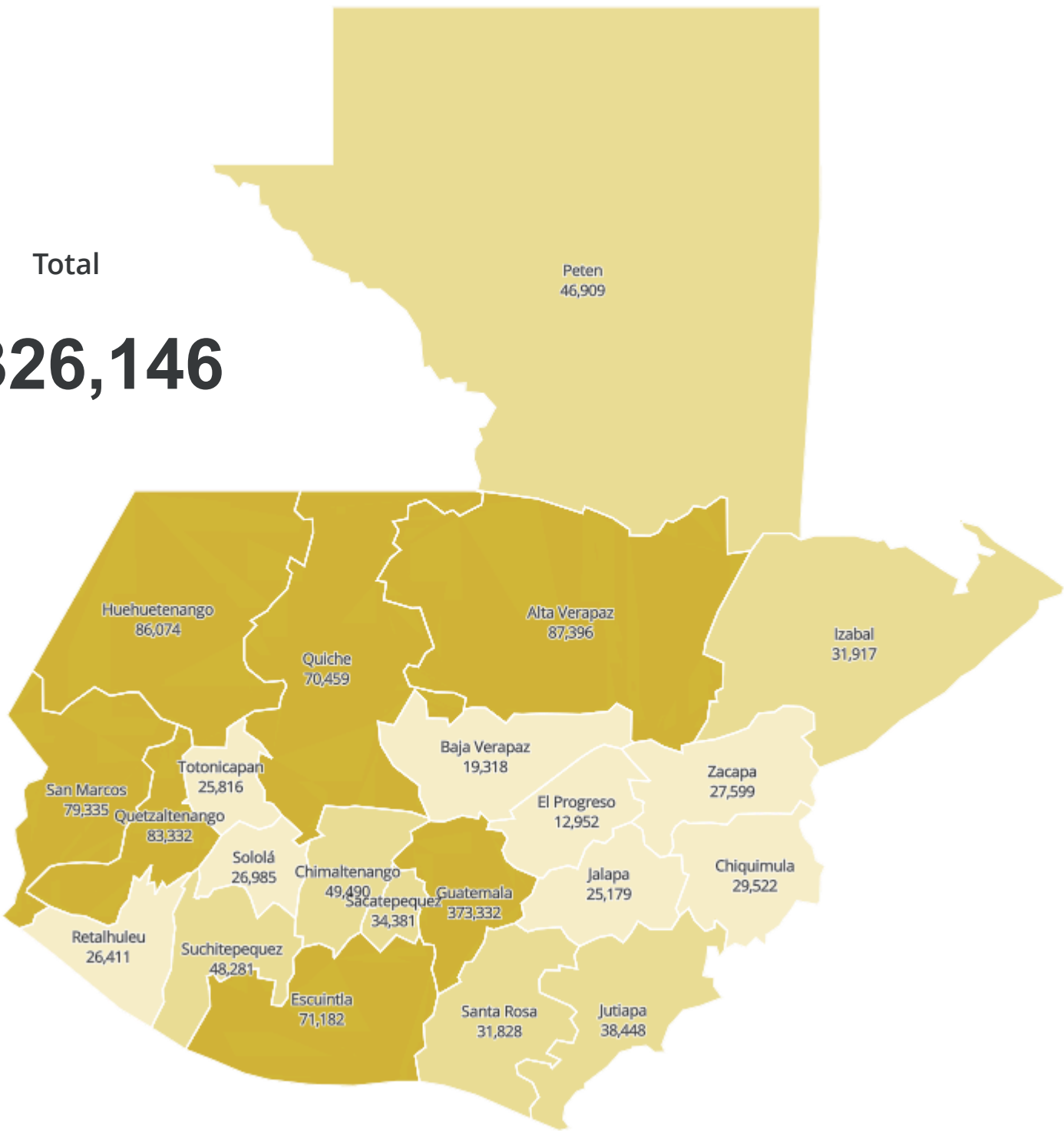
Noviembre 2025

Registro Nacional de las Personas

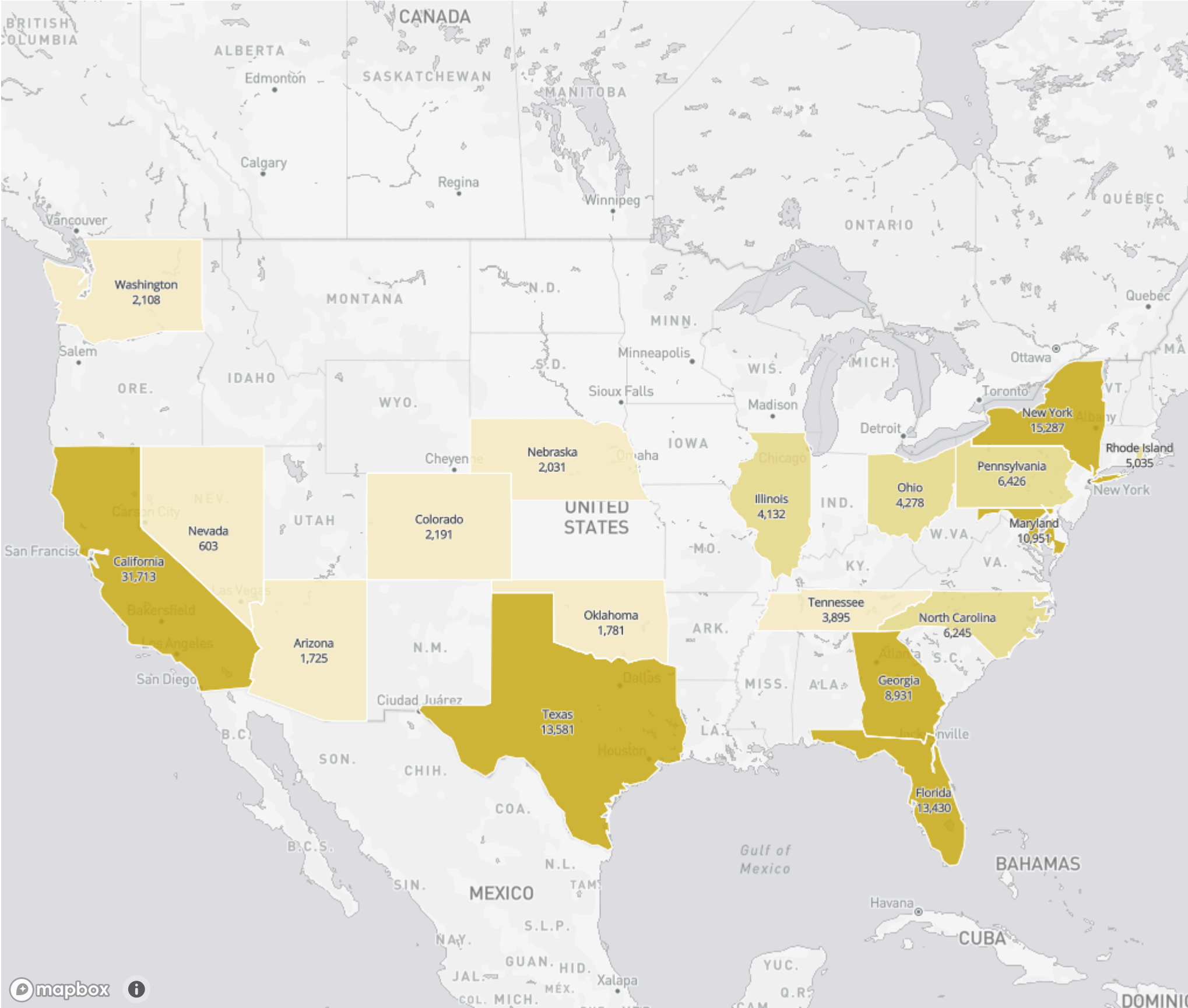
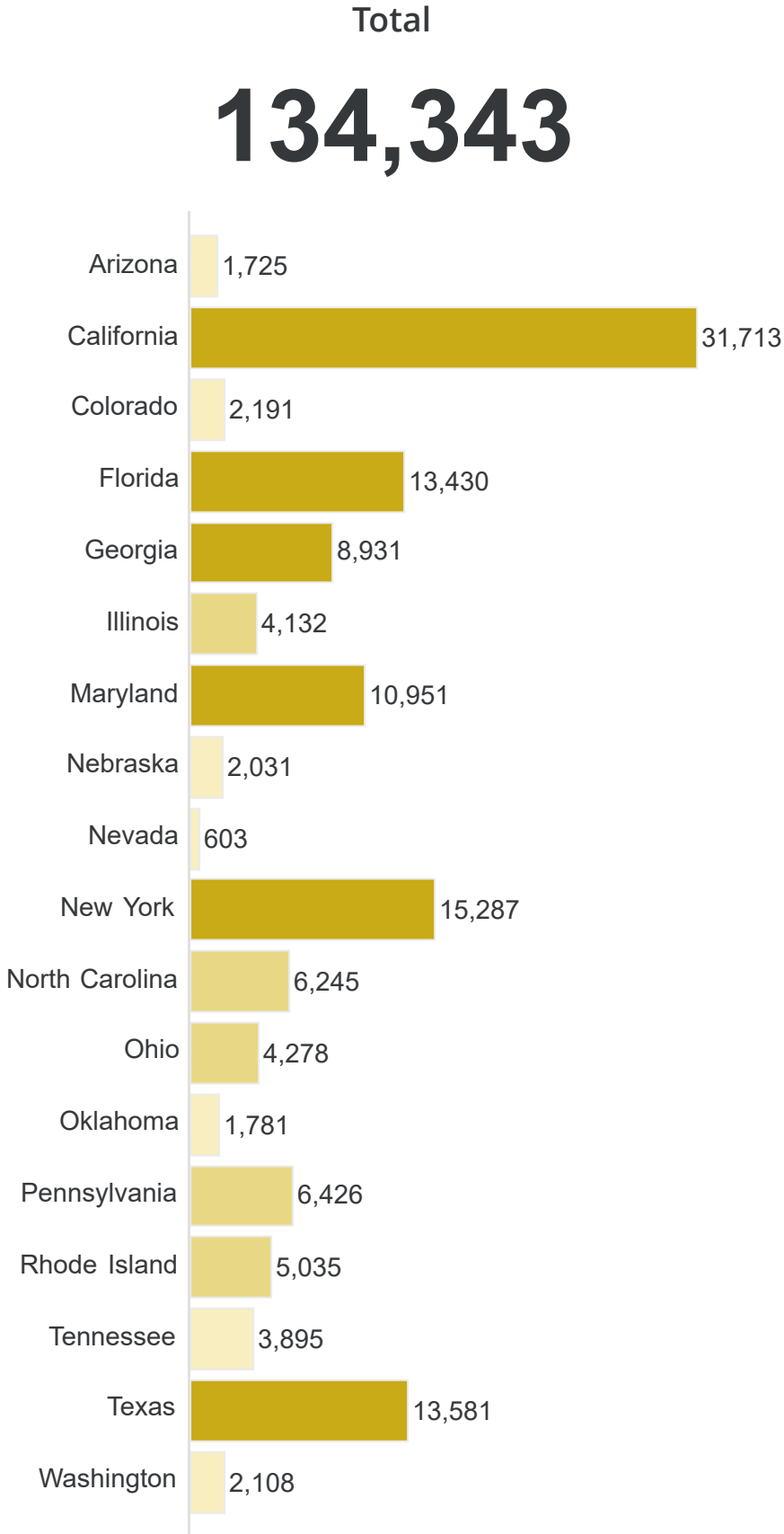
Solicitudes de DPI en Guatemala del 01 de enero al 30 de noviembre 2025



Total
1,326,146



Solicitudes de DPI en Estados Unidos de América del 01 de enero al 30 de noviembre 2025



Solicitudes de DPI en Canadá del 01 de enero al 30 de noviembre 2025

Total

401

British Columbia

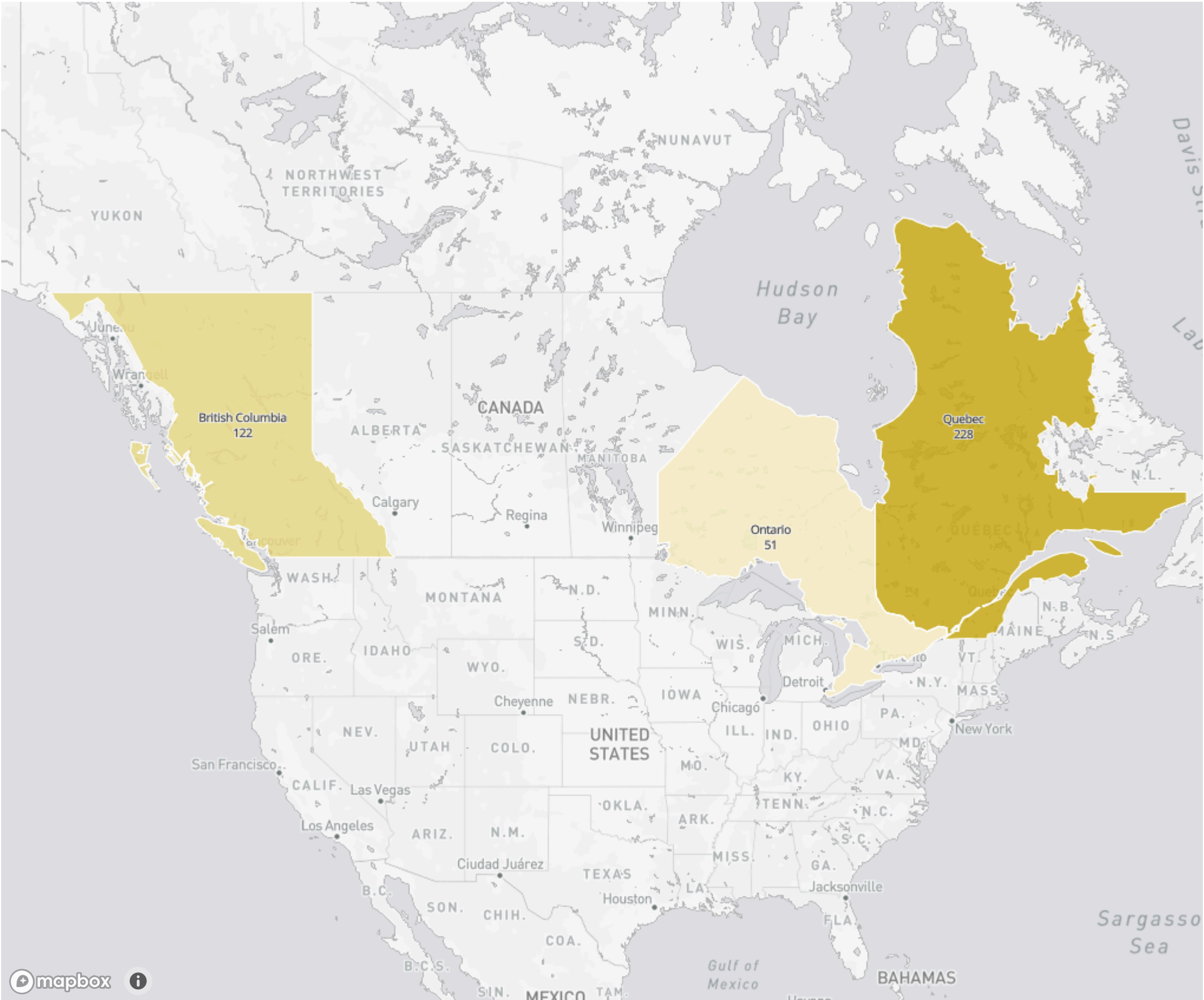
122

Ontario

51

Quebec

228



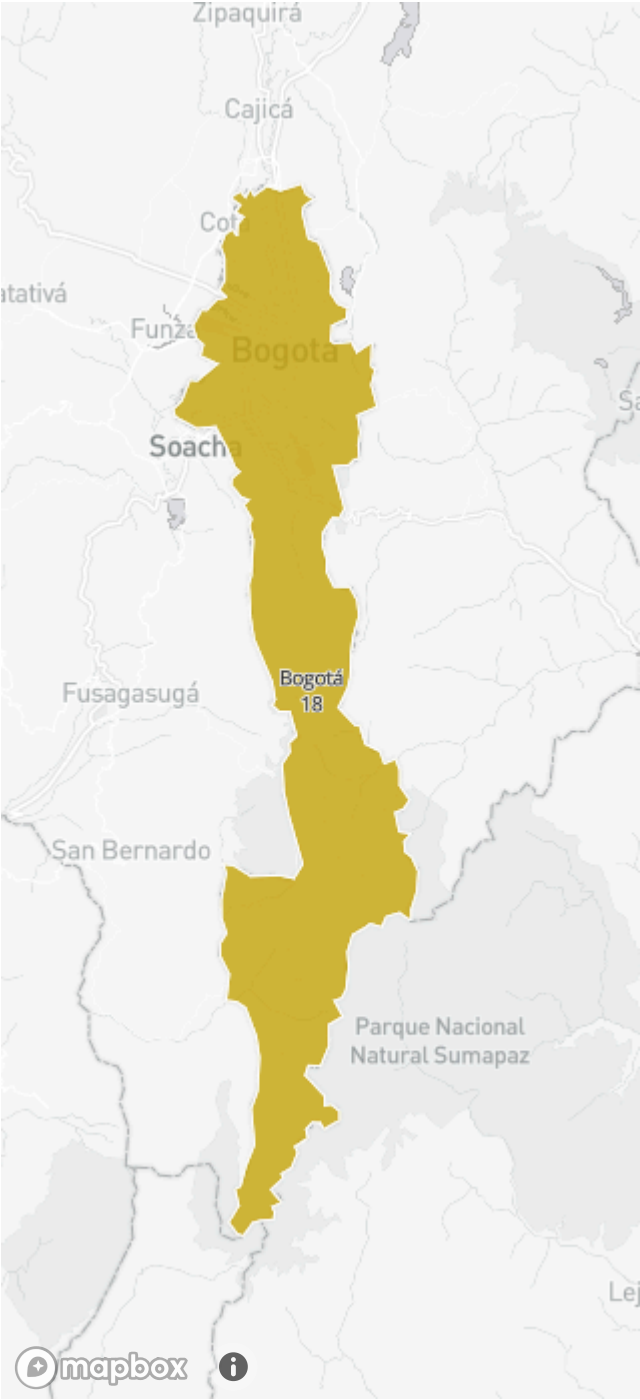
Solicitudes de DPI en México, Colombia y Chile del 01 de enero al 30 de noviembre 2025



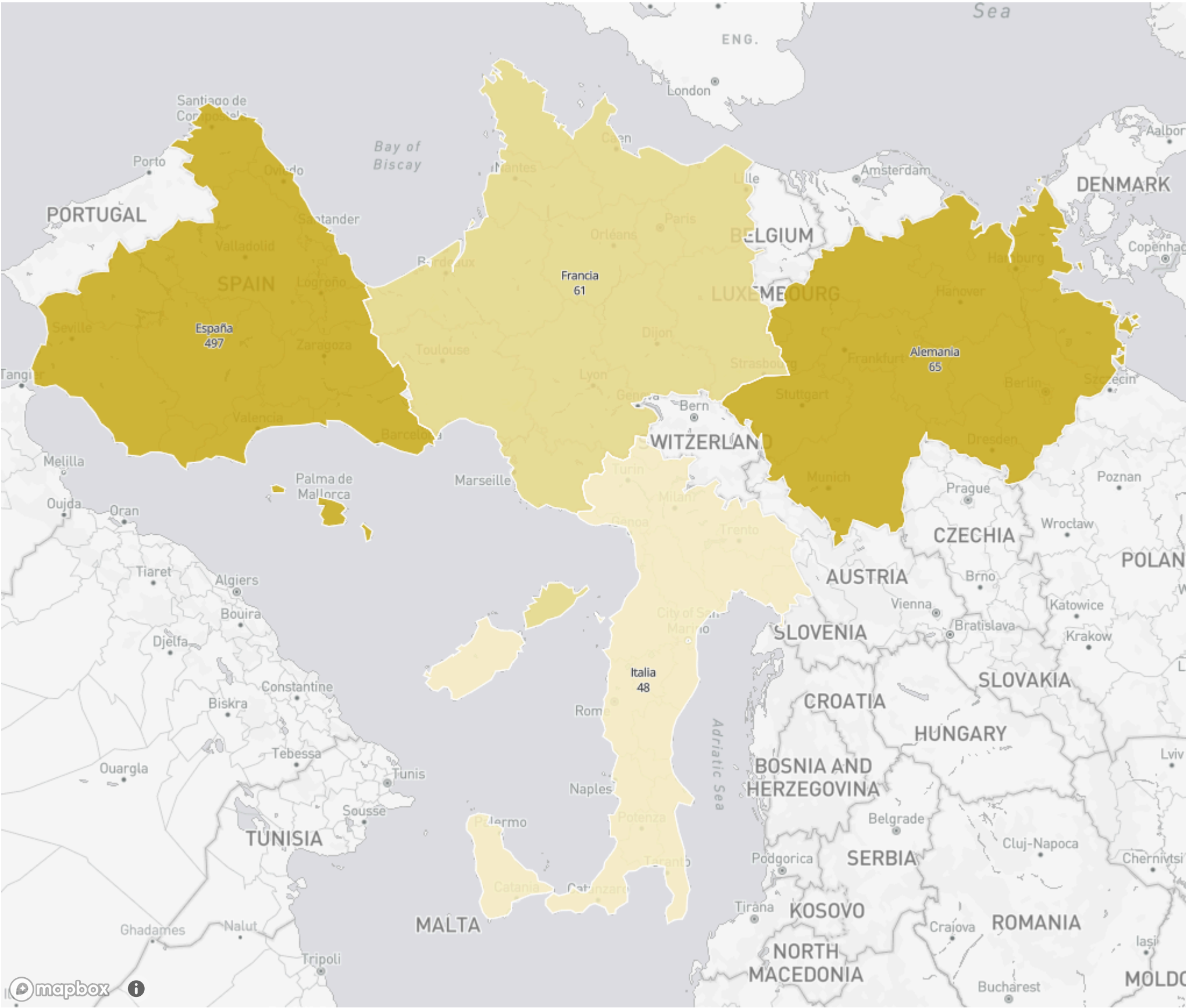
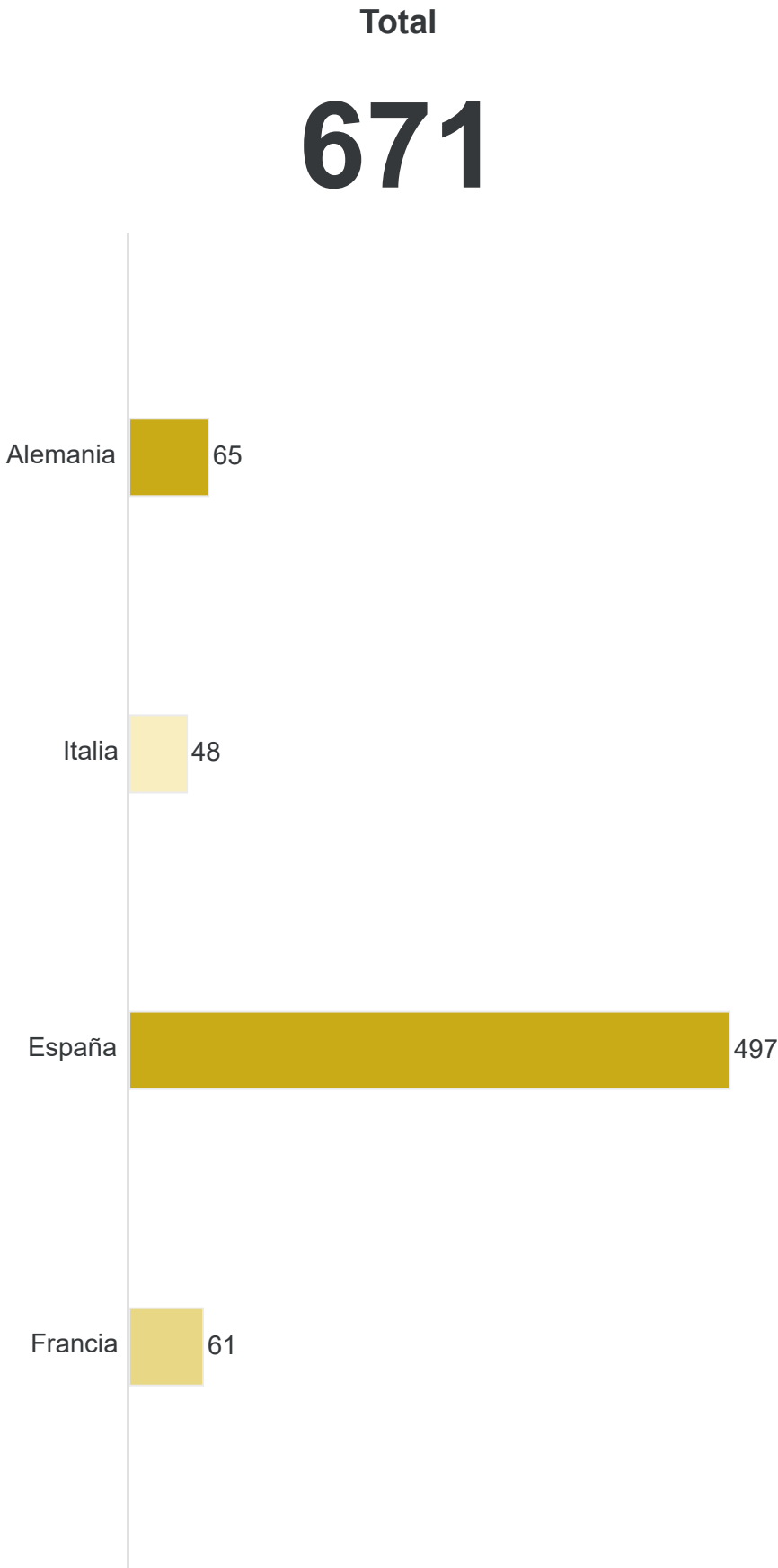
Total

881


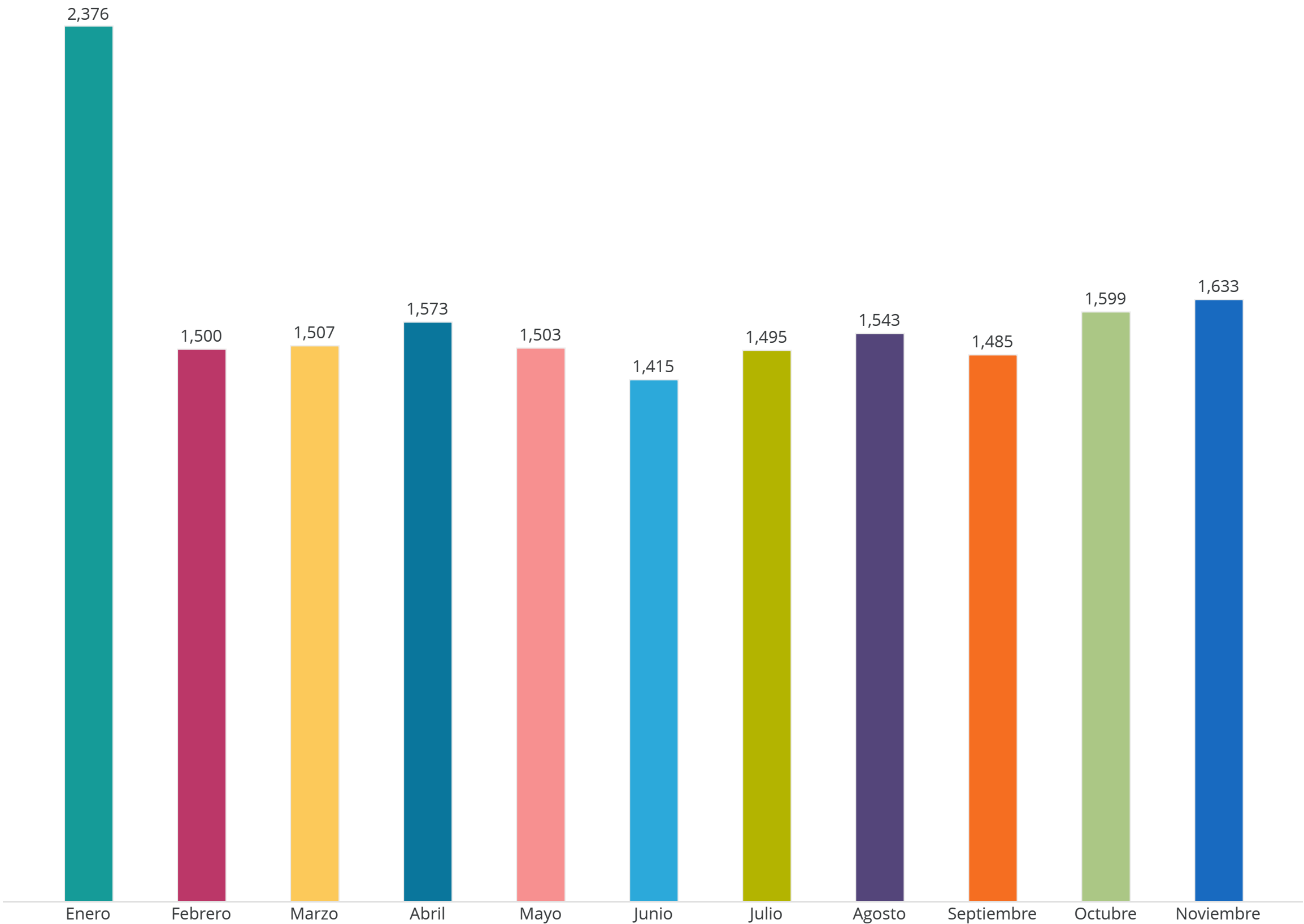
| | | |
|----------|----------------------------------|-----|
| Chile | Región Metropolitana De Santiago | 36 |
| | | |
| Colombia | Bogotá | 18 |
| México | Baja California | 84 |
| | Chiapas | 42 |
| | Distrito Federal | 67 |
| | Nuevo León | 26 |
| | Quintana Roo | 584 |
| | | |
| | San Luis Potosí | 24 |



Solicitudes de DPI en Europa del 01 de enero al 30 de noviembre 2025



Solicitudes de DPI en el E-PORTAL del 01 de enero al 30 de noviembre 2025



Solicitudes de DPI generadas en el país de Guatemala del 01 de enero al 30 de noviembre 2025



| Departamento | Mes | | | | | | | | | | | Sub-total |
|----------------|---------|---------|---------|--------|---------|---------|---------|---------|------------|---------|-----------|-----------|
| | Enero | Febrero | Marzo | Abril | Mayo | Junio | Julio | Agosto | Septiembre | Octubre | Noviembre | |
| Alta Verapaz | 11,792 | 8,810 | 7,624 | 5,919 | 7,148 | 6,854 | 8,748 | 7,576 | 7,428 | 7,782 | 7,715 | 87,396 |
| Baja Verapaz | 2,494 | 1,816 | 1,818 | 1,355 | 1,879 | 1,541 | 1,712 | 1,629 | 1,644 | 1,619 | 1,811 | 19,318 |
| Chimaltenango | 6,522 | 4,526 | 4,462 | 3,754 | 4,334 | 3,656 | 4,619 | 4,170 | 3,988 | 4,473 | 4,986 | 49,490 |
| Chiquimula | 3,946 | 3,032 | 2,645 | 2,262 | 2,479 | 2,492 | 2,749 | 2,278 | 2,375 | 2,503 | 2,761 | 29,522 |
| El Progreso | 1,783 | 1,249 | 1,185 | 951 | 1,088 | 1,105 | 1,332 | 1,093 | 988 | 1,107 | 1,071 | 12,952 |
| Escuintla | 8,466 | 6,109 | 6,314 | 5,274 | 6,345 | 6,224 | 7,284 | 6,326 | 5,975 | 6,348 | 6,517 | 71,182 |
| Guatemala | 45,104 | 32,058 | 32,014 | 27,122 | 32,772 | 31,078 | 38,241 | 32,974 | 31,927 | 34,427 | 35,615 | 373,332 |
| Huehuetenango | 9,264 | 7,270 | 7,282 | 6,471 | 7,741 | 7,216 | 8,721 | 7,540 | 7,452 | 7,944 | 9,173 | 86,074 |
| Izabal | 3,937 | 2,925 | 2,794 | 2,346 | 2,754 | 2,537 | 3,340 | 2,795 | 2,841 | 2,715 | 2,933 | 31,917 |
| Jalapa | 3,373 | 2,548 | 2,430 | 2,057 | 2,244 | 1,860 | 2,554 | 2,029 | 1,933 | 2,044 | 2,107 | 25,179 |
| Jutiapa | 4,979 | 3,830 | 3,486 | 2,954 | 3,632 | 2,922 | 3,509 | 3,152 | 3,208 | 3,334 | 3,442 | 38,448 |
| Peten | 5,414 | 4,092 | 4,126 | 3,514 | 4,216 | 3,740 | 4,632 | 4,217 | 4,173 | 4,336 | 4,449 | 46,909 |
| Quetzaltenango | 10,189 | 7,079 | 7,239 | 6,221 | 7,380 | 6,915 | 8,465 | 7,323 | 7,446 | 7,215 | 7,860 | 83,332 |
| Quiche | 8,058 | 6,868 | 6,330 | 4,778 | 6,130 | 5,774 | 6,529 | 6,109 | 6,275 | 6,311 | 7,297 | 70,459 |
| Retalhuleu | 3,227 | 2,330 | 2,419 | 1,960 | 2,344 | 1,996 | 2,579 | 2,292 | 2,222 | 2,424 | 2,618 | 26,411 |
| Sacatepequez | 4,826 | 3,453 | 3,097 | 2,724 | 3,185 | 2,672 | 3,230 | 2,736 | 2,618 | 2,873 | 2,967 | 34,381 |
| San Marcos | 9,971 | 7,079 | 7,021 | 5,875 | 6,908 | 6,384 | 7,749 | 6,883 | 6,653 | 7,226 | 7,586 | 79,335 |
| Santa Rosa | 4,446 | 3,394 | 2,814 | 2,342 | 2,771 | 2,571 | 2,944 | 2,528 | 2,471 | 2,696 | 2,851 | 31,828 |
| Sololá | 4,222 | 2,639 | 2,641 | 1,887 | 2,281 | 2,116 | 2,520 | 2,223 | 2,158 | 2,153 | 2,145 | 26,985 |
| Suchitepequez | 6,083 | 4,113 | 4,172 | 3,606 | 4,216 | 3,932 | 5,263 | 4,294 | 4,027 | 4,290 | 4,285 | 48,281 |
| Totonicapan | 3,397 | 2,391 | 2,398 | 1,823 | 2,164 | 2,103 | 2,628 | 2,329 | 2,110 | 2,160 | 2,313 | 25,816 |
| Zacapa | 3,554 | 2,404 | 2,287 | 2,142 | 2,430 | 2,330 | 2,731 | 2,354 | 2,345 | 2,427 | 2,595 | 27,599 |
| Total | 165,047 | 120,015 | 116,598 | 97,337 | 116,441 | 108,018 | 132,079 | 114,850 | 112,257 | 118,407 | 125,097 | 1,326,146 |

Solicitudes de DPI generadas en el Extranjero del 01 de enero al 30 de noviembre 2025



| País | Estado | Mes | | | | | | | | | | | Sub-total |
|---------------------------|-------------------|--------|---------|--------|--------|--------|-------|--------|--------|------------|---------|-----------|-----------|
| | | Enero | Febrero | Marzo | Abril | Mayo | Junio | Julio | Agosto | Septiembre | Octubre | Noviembre | |
| Alemania | Berlin | 3 | 5 | 5 | 2 | 2 | 5 | 11 | 13 | 6 | 6 | 7 | 65 |
| Canadá | Ontario | 3 | 0 | 1 | 3 | 6 | 2 | 2 | 1 | 3 | 17 | 13 | 51 |
| Canadá | Quebec | 19 | 19 | 32 | 16 | 18 | 19 | 14 | 28 | 26 | 21 | 16 | 228 |
| Canadá | Vancouver | 8 | 14 | 16 | 8 | 7 | 8 | 9 | 23 | 13 | 7 | 9 | 122 |
| Chile | Santiago De Chile | 2 | 8 | 4 | 1 | 1 | 6 | 3 | 2 | 5 | 2 | 2 | 36 |
| Colombia | Bogotá | 1 | 3 | 4 | 5 | 0 | 1 | 2 | 0 | 1 | 1 | 0 | 18 |
| España | Madrid | 51 | 60 | 53 | 37 | 29 | 43 | 40 | 43 | 47 | 50 | 44 | 497 |
| Estados Unidos De América | Arizona | 225 | 160 | 143 | 153 | 125 | 105 | 146 | 99 | 176 | 289 | 104 | 1,725 |
| Estados Unidos De América | California | 3,751 | 3,496 | 3,689 | 3,795 | 2,837 | 2,465 | 2,561 | 1,815 | 2,695 | 2,943 | 1,666 | 31,713 |
| Estados Unidos De América | North Carolina | 555 | 595 | 729 | 810 | 615 | 507 | 720 | 401 | 430 | 635 | 248 | 6,245 |
| Estados Unidos De América | Colorado | 194 | 112 | 187 | 174 | 114 | 132 | 278 | 110 | 236 | 342 | 312 | 2,191 |
| Estados Unidos De América | Florida | 1,566 | 1,389 | 1,344 | 1,293 | 825 | 946 | 974 | 600 | 2,117 | 1,751 | 625 | 13,430 |
| Estados Unidos De América | Georgia | 942 | 993 | 481 | 1,015 | 989 | 942 | 997 | 651 | 685 | 739 | 497 | 8,931 |
| Estados Unidos De América | Illinois | 547 | 605 | 476 | 360 | 257 | 174 | 279 | 201 | 725 | 333 | 175 | 4,132 |
| Estados Unidos De América | Maryland | 1,164 | 1,244 | 1,361 | 1,148 | 707 | 773 | 794 | 559 | 1,349 | 1,370 | 482 | 10,951 |
| Estados Unidos De América | Nebraska | 1 | 116 | 135 | 158 | 150 | 151 | 215 | 249 | 255 | 358 | 243 | 2,031 |
| Estados Unidos De América | Nevada | 0 | 0 | 0 | 0 | 0 | 0 | 111 | 194 | 118 | 102 | 78 | 603 |
| Estados Unidos De América | New York | 1,924 | 1,989 | 1,371 | 1,227 | 932 | 795 | 963 | 854 | 2,510 | 2,045 | 677 | 15,287 |
| Estados Unidos De América | Ohio | 478 | 430 | 446 | 376 | 252 | 345 | 409 | 276 | 522 | 493 | 251 | 4,278 |
| Estados Unidos De América | Oklahoma | 171 | 0 | 0 | 219 | 163 | 154 | 204 | 175 | 240 | 281 | 174 | 1,781 |
| Estados Unidos De América | Pennsylvania | 828 | 695 | 612 | 506 | 382 | 422 | 443 | 406 | 939 | 817 | 376 | 6,426 |
| Estados Unidos De América | Rhode Island | 588 | 621 | 650 | 563 | 387 | 334 | 506 | 401 | 347 | 373 | 265 | 5,035 |
| Estados Unidos De América | Tennessee | 75 | 102 | 54 | 236 | 320 | 293 | 771 | 504 | 553 | 592 | 395 | 3,895 |
| Estados Unidos De América | Texas | 1,258 | 1,309 | 1,472 | 1,297 | 1,105 | 883 | 937 | 958 | 1,606 | 2,097 | 659 | 13,581 |
| Estados Unidos De América | Washington | 198 | 188 | 217 | 169 | 235 | 127 | 191 | 169 | 310 | 264 | 40 | 2,108 |
| Francia | Paris | 5 | 4 | 3 | 5 | 4 | 6 | 5 | 3 | 6 | 11 | 9 | 61 |
| Italia | Roma | 5 | 3 | 8 | 5 | 5 | 8 | 1 | 5 | 3 | 2 | 3 | 48 |
| México | Baja California | 7 | 6 | 6 | 5 | 3 | 12 | 11 | 16 | 7 | 2 | 9 | 84 |
| México | Chiapas | 0 | 0 | 0 | 0 | 10 | 1 | 8 | 6 | 5 | 6 | 6 | 42 |
| México | Distrito Federal | 2 | 6 | 16 | 7 | 6 | 8 | 2 | 1 | 12 | 1 | 6 | 67 |
| México | Nuevo León | 0 | 0 | 0 | 0 | 0 | 0 | 2 | 6 | 5 | 7 | 6 | 26 |
| México | Quintana Roo | 54 | 56 | 61 | 58 | 68 | 57 | 60 | 37 | 47 | 47 | 39 | 584 |
| México | San Luis Potosí | 1 | 1 | 2 | 1 | 4 | 1 | 1 | 4 | 3 | 4 | 2 | 24 |
| Total | | 14,626 | 14,229 | 13,578 | 13,652 | 10,558 | 9,725 | 11,670 | 8,810 | 16,002 | 16,008 | 7,438 | 136,296 |

Solicitudes de DPI generadas en el E-PORTAL del 01 de enero al 30 de noviembre 2025



| Mes | Cantidad |
|------------|----------|
| Enero | 2,376 |
| Febrero | 1,500 |
| Marzo | 1,507 |
| Abril | 1,573 |
| Mayo | 1,503 |
| Junio | 1,415 |
| Julio | 1,495 |
| Agosto | 1,543 |
| Septiembre | 1,485 |
| Octubre | 1,599 |
| Noviembre | 1,633 |
| Total | 17,629 |

